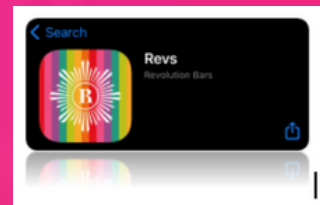


## Guest User Guide 2021-2022

### Step One



First things first - You'll need a smart phone with our app installed to access your discounts over the bar and order from your table.

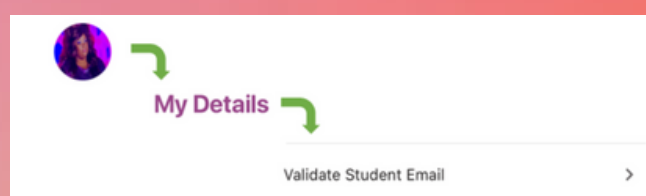
If you don't already have our app installed head to the App Store on iOS or Google Play Store on Android and search for the 'Revs' App:

### Step Two

Once installed create an account or login if you've created an account before. To be a member of most clubs & societies you'll need an email address ending with .ac.uk. If you created your account using your college or university .ac.uk address or you've been told you don't need this you can skip to step 4.

### Step Three

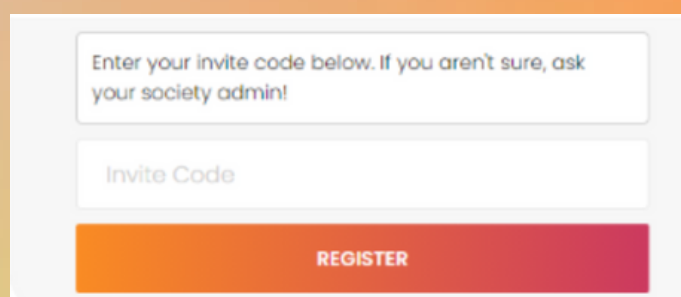
Once logged in validate your student status by tapping your user icon in the top right of the app. Tap 'My Details' then 'Validate Student Email'. Simply follow the instructions to confirm your student status.



### Step Four

On the main screen of the app tap the Clubs & Society tile. You'll be prompted to enter your invite code which you should have received from whoever manages your club or society

Tap 'Register' and you're done! The page will confirm you're now signed up and ready to receive your offers.



### Step Five

If you're at the bar just tap 'Tap to Scan' to bring up your barcode which our team can scan when you place your order. Or if placing your order via Order & Pay your discounts will be applied automatically on checkout.

